



BY THE NUMBERS 2023



BERKELEY LAB



U.S. DEPARTMENT OF
ENERGY

Office of
Science

nersc.gov

2023 NERSC USERS ACROSS US AND WORLD

50
States,
Washington D.C.
& Puerto Rico

46
Countries

~10,000 Annual Users from **~800** Institutions + National Labs



30%
Graduate
Students



18%
Postdoctoral
Fellows



16%
Staff
Scientists



14%
University
Faculty



9%
Undergraduate
Students



6%
Professional
Staff



60%
Universities



28%
DOE Labs



5%
Other
Government Labs



4%
Industry




1%
Small
Businesses



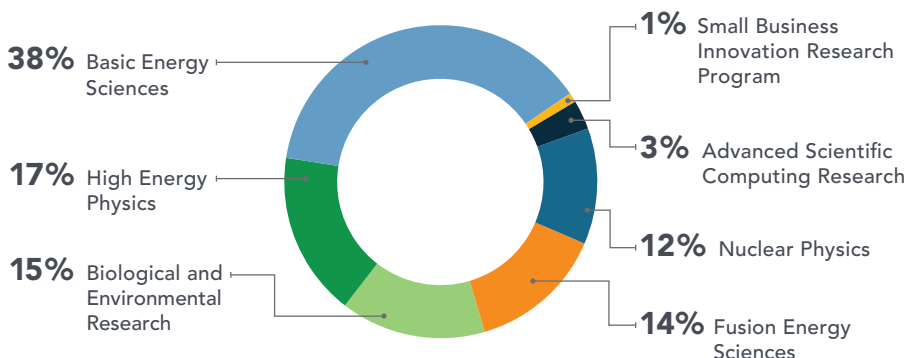
<1%
Private Labs

Top Science Disciplines

(By computational hours used)



Breakdown of Compute Used by DOE Program Office



57
MILLION
COMPUTE HOURS
USED IN 2023

>2,100

Refereed
Publications
cited NERSC

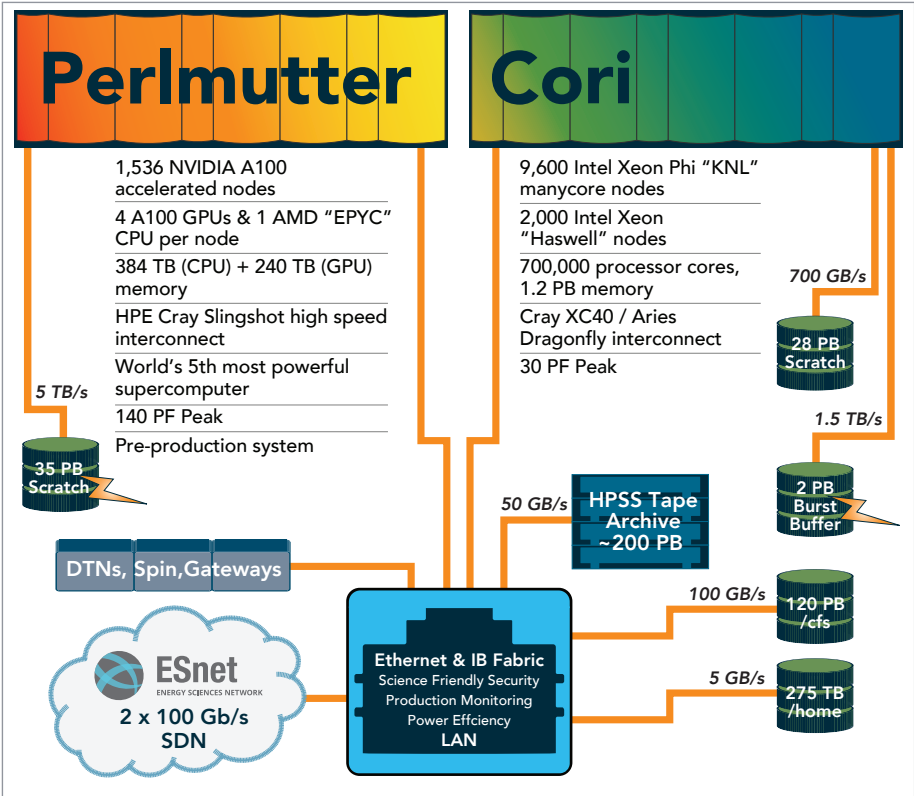


Data Stored

283

Petabytes

NERSC Systems 2023



TOP 5 DOE Labs by Users



TOP 5 Universities by Users

